
QUANTIFYING SCOPE 3 EMISSIONS

Conall Boland, Senior Consultant, RPS
Group

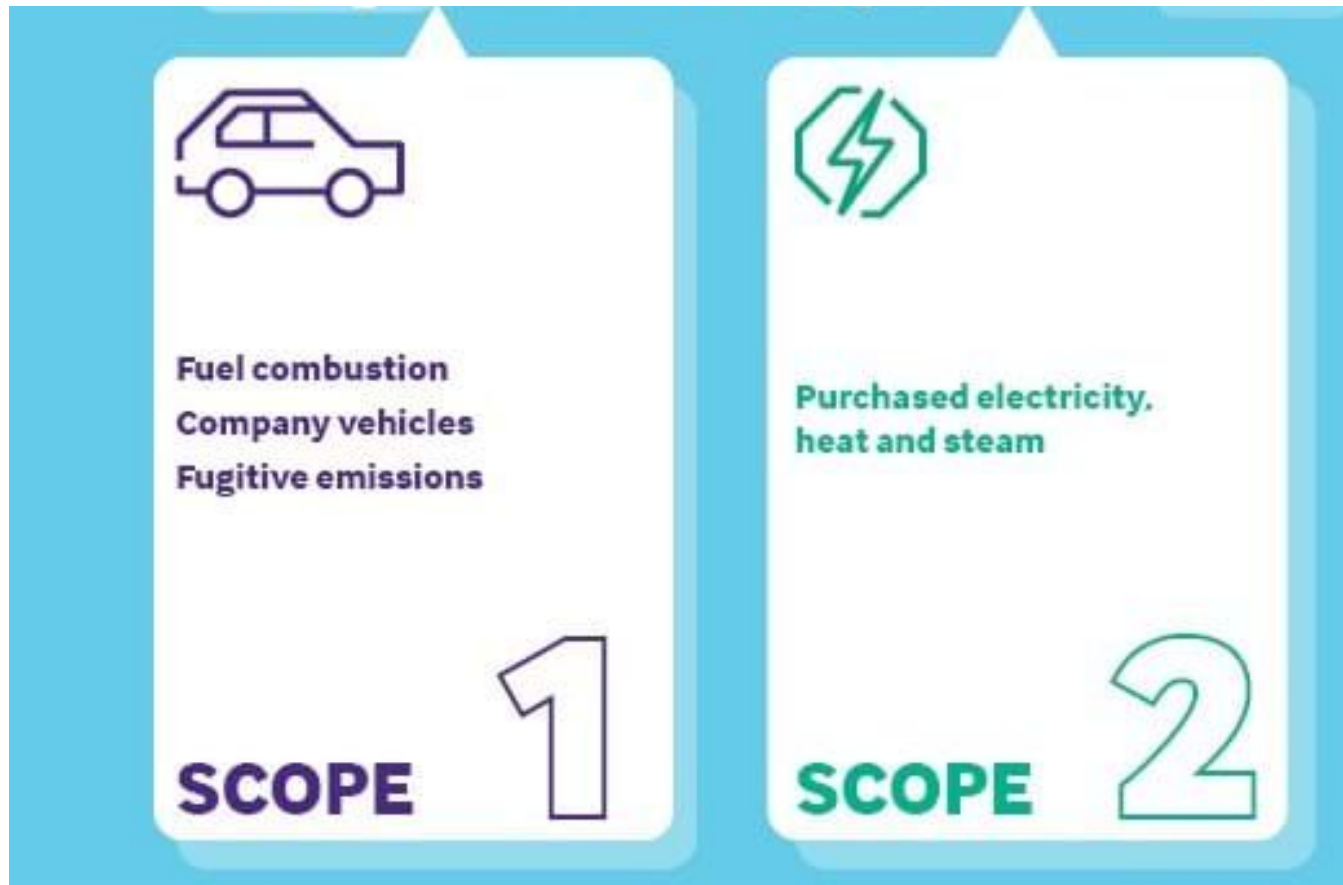
30th May 2023

rpsgroup.com

DEFINING SCOPE 1, 2 AND 3 EMISSIONS



Well defined. Already measured. Relatively straightforward to collect data and report.



Companies normally have a **high level of control** on Scope 1 and Scope 2 emissions.



Decarbonisation strategy can be developed

Companies have a **limited level of control** on Scope 3 emissions.



Ability to influence varies from category to category




Decarbonisation
strategy not so
straightforward


Limitations on data, not always well understood. Messy.



Recent Scope 3 related projects across various Sectors



Airfield Estates



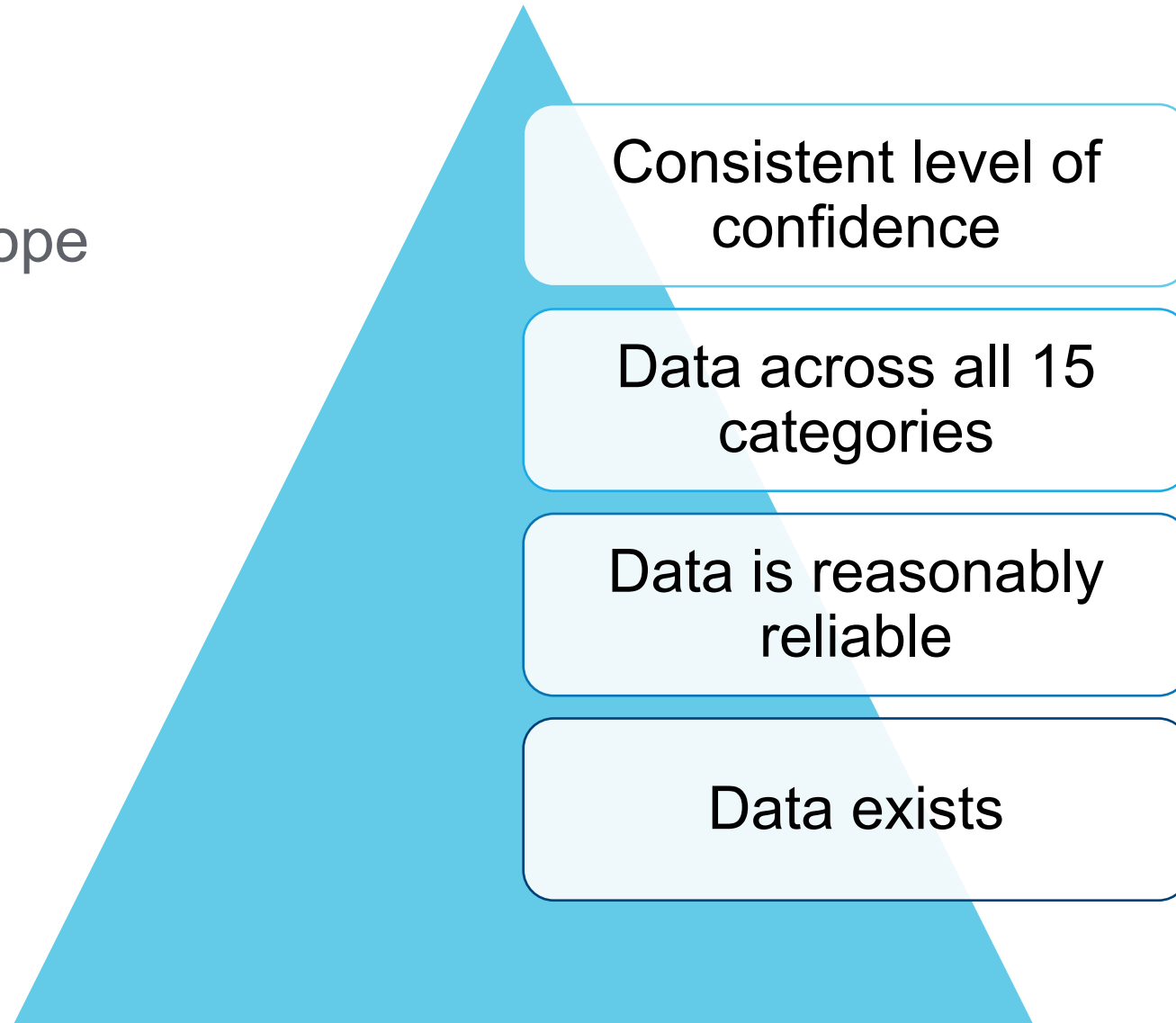
St. Patrick's Cathedral



Construction sector
clients

Hierarchy

Quantifying Scope 3 emissions is challenging.



Why are we
quantifying Scope 3
emissions in the first
place?

Examples of Scope 3 emission reduction – supply chain considerations



Materials

- What is the carbon intensity?
- Can we use less ?
- Are there alternative materials with a lower footprint?



Logistics

- What modes of transport are used?
- Is there a decarbonisation pathway?
- Are there alternatives?



Investments

- What are the carbon impacts of the funds we are investing in?
- Are there alternatives?



Advice for Scope 3 Greenhouse gas inventory development

- Don't wait any longer to get started.
- Start with a high-level Scoping exercise:
 - Prioritisation of effort
 - A focussed use of resources.
- Set a realistic time frame to improve understanding.
- Scope 3 emissions reduction will increasingly influence Company strategy.



THANK YOU

- Conall Boland, Senior Consultant,
RPS Group
- Conall.Boland@rpsgroup.com